


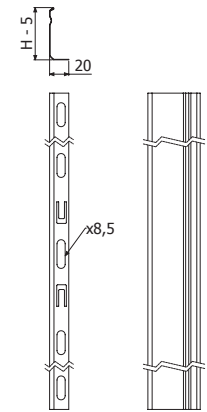


U PS




L = 3 m (10 ft)

	H		GS		GC		i304	
	mm	inch	REF.	kg/m	REF.	kg/m	REF.	kg/m
PS 35	35	1 3/8"	2/3476	0,29	2/3479	0,29	2/11227	0,29
PS 60	60	2"	2/2066	0,34	2/3480	0,43	2/3645	0,34
PS 80	80	3 1/7"	2/3477	0,46	2/3481	0,63	2/11228	0,46
PS 100	100	4"	2/3478	0,56	2/3482	0,76	2/5138	0,56

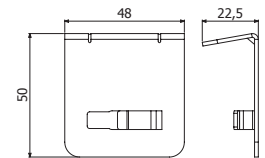


PTBFR




	GS		i304		i316	
	REF.	kg/ud	REF.	kg/ud	REF.	kg/ud
PTBFR	2/10253	0,04	2/10254	0,04	2/18554	0,04

4 x PTBFR => 1 x TERE (BFR)

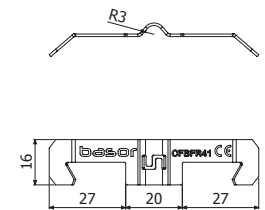


CFBFR



	i301		i316	
	REF.	kg/ud	REF.	kg/ud
CFBFR41	2/10284	0,01	2/18567	0,01

SP, SP3S, 41/82



A



TDC



BPZ

	REF.	kg/ud
TDC	2/5066	1,54
BPZ 400 ml.	2/7224	0,44